



अखिल भारतीय आयुर्विज्ञान संस्थान, नागपुर

ALL INDIA INSTITUTE OF MEDICAL SCIENCES, NAGPUR

Address: Plot No. 02, Sector-20, MIHAN, Nagpur- 441108

Email: - procurement@aiimsnagpur.edu.in

Ph.No.0710-3295590

No. AIIMS-NAG/PROC/CENT-STORE/25-26/2652/Com.Obj/4190

Date: 24/01/2026

Invitations for Comments / Objections

Subject: Proposal for Purchase of 'Add on Olympus (Model: BF-1TH1100) Therapeutic Video Bronchoscope & Olympus Extremely Slim (Model: BF-XP190) Video Bronchoscope compatible with Olympus Processor Cum Light Source Model CV-1500 on Proprietary Basis' for Department of Pulmonary Medicine at AIIMS Nagpur –Inviting Comments/ Objection thereon.

The Institute is in the process of purchasing 'Add on Olympus (Model: BF-1TH1100) Therapeutic Video Bronchoscope & Olympus Extremely Slim (Model: BF-XP190) Video Bronchoscope compatible with Olympus Processor Cum Light Source Model CV-1500 on Proprietary Basis' for Department of Pulmonary Medicine at AIIMS, Nagpur from M/s BNS Health AIDS, Delhi who is authorized supplier of M/s Olympus Medical Systems India Pvt. Ltd., Gurugram which is subsidiary company of Olympus Corporation, Japan. The proprietary certificate and Authorization form submitted is attached & uploaded on website.

The above documents are being uploaded for open information to submit objection / comments, if any from other manufacturer regarding proprietary nature of the above said system and accessories/consumables within **15 days** from the date of issue/uploading of the notification. The comments should be sent to **Central Procurement Cell, Plot No. 02, Sector-20, MIHAN, AIIMS Nagpur - 441108** or through Email to procurement@aiimsnagpur.edu.in on or before **09/02/2026** up to 5:00 PM, failing which it will be presumed that any other vendor is having no comment to offer and case will be decided on merits.



[Handwritten Signature]
Administrative Officer - I
रोहन एल. बागडे / Rohan L. Bagde
प्रशासनिक अधिकारी / Administrative Officer
अ.भा.आ.सं. नागपुर / AIIMS, Nagpur

Enclosure: Related documents enclosed.

स्वामित्व प्रमाण पत्र
Proprietary Article Certificate

फाइल संख्या और संदर्भ File Number and Reference		
1	सामाग्री का विवरण Description of article	Add on therapeutic videobronchoscope and pediatric videobronchoscope compatible with installed Olympus integrated videoprocessor and light source CV-1500
2	पूर्वानुमानित मात्रा/वार्षिक आवश्यकता Forecast of quantity/annual requirement	NA
3	उपरोक्त मात्रा हेतु अनुमानित मूल्य Approximate estimated value for above	44,13,209/-
4	निर्माता का नाम एवं पता Maker's name and address	Olympus Medical systems India pvt Ltd
5	अधिकृत डीलर/स्टाकिस्ट का नाम Name(s) of authorised dealers/stockists	M/s BNS Health Aids
6	<p>मैं पी ए सी के आधार पर उपरोक्त खरीद को स्वीकार करता हूँ और यह प्रमाणित करता हूँ कि: नोट- (बी), (सी-1) या (सी-2) में से केवल एक को बनाए रखने के लिए टिक करें, जो भी लागू हो और दूसरो को काट दें। कृपया (ए) टिक कर पुष्टि करें इसके बिना पीएसी प्रमाण पत्र अवैध होगा</p> <p>I approve the above purchase on PAC basis and certify that:- Note- Tick to retain only one out of (b), (c-1) or (c-2) whichever is applicable and cross out others. Please do confirm (a) by ticking it – without which PAC certificate will be invalid.</p>	
6 (a)	यह एकमात्र फर्म है जो इस मद का निर्माण/संग्रहण कर रहा है। और This is the only firm who is manufacturing /stocking this item. AND	Yes
6 (b)	किसी अन्य फर्म द्वारा समरूप मद निर्मित/विक्रय नहीं किया जाता है, जिसका उपयोग इसके बदले किया जा सकता है। अथवा A similar article in not manufacturing/sold by any other firm, which could be used in lieu OR	Yes
6 (c-1)	कोई अन्य मेक/ब्रांड निम्नलिखित कारणों (जैसे ओईएम/वारंटी के) के लिए उपयुक्त नहीं होगा। अथवा No other make/brand will be suitable for following tangible reasons (like OEM/warranty spares): OR	This is a proprietary item and is the only item which is compatible with the existing videoprocessor
.....		
6 (c)	कोई अन्य मेक/ब्रांड निम्नलिखित कारणों से उपयुक्त नहीं होगा (अगर पीएसी पिछले खरीद में भी दिया गया था, तो कृपया इसके बाद से अधिक स्रोतों का पता लगाने के लिए प्रयास करें) तथा No other make/brand will be suitable for following intangible reasons (if PAC was also given in the last procurement cycle, please also bring out efforts made since then to locate more sources): OR	
7	प्रस्ताव के लिए वित्त शाखा की सहमति का संदर्भ (कार्रवाई भंडार और लेखा विभाग द्वारा की जायेगी) Reference of concurrence of finance wing to the proposal (Action will be taken by stores & Account Department)	

पिछले तीन सालो में इस मद की पीएसी खरीद का इतिहास नीचे दिया जा सकता है (यदि कोई हो) History of PAC purchase of this item for past three years may be given below (if any)

प्रदायक का नाम

Name of the Supplier

आदेश/निविदा संदर्भ और दिनांक
Order/Tender reference & Date

आदेशित मात्रा Quantity Ordered

आदेश पर मूल दर (₹)
Basic Rate on order (Rs.)

प्रतिकूल प्रदर्शन रिपोर्ट अगर कोई हो
Adverse Performance Reported if any

अनुमोदन करने वाले प्राधिकारी का हस्ताक्षर -----

दिनांक -----

19/12/2025


अधिकारी का पदनाम -----

Associate Professor

डॉ. श्रेया पी.वी. / Dr. Sreyas P.V.
 नरसरी प्राथमिक फ्लोनीरी मेडिसिन / Associate Professor Pulmonary Med.
 एम.डी. मेडिसिन डी.एच. फ्लोनीरी मेडिसिन
 MD Medicine DM (Pulmonary Critical Care, Sleep Medicine)
 EDIC, Diplomat of World Sleep Society
 एएस नागपुर/AIIMS Nagpur
 Reg. No. 47327 (TCMC)

Annexure-1

No	Description of items	Qty.	Unit price (in rate)	GST%	Total Price with GST%
1	Pediatric video Bronchoscope (BF-XP-190)	01	18,58,998	5%	19,56,840
2	Therapeutic video Bronchoscope (BF-1TH 100)	01	20,01,863.60	5%	21,01,956.78
3	Carrying case-Upper body, Bottom cushion, upper cushion and document cover H	02	25,275.07	18%	59,649.15
4	Repute make Grasping forceps	02	40,000/-	5%	84,000/-
5	Grasping forceps model FG- 14PP-1 Reusable or similar	02	48,000/-	5%	1,00,800/-
6*	Biopsy forceps disposable model FG-231D or similar from repute make	20	1,858/-	5%	39,018/-
7	Repute make biopsy forceps model FB-19C or similar	02	21,400/-	5%	44,940/-
8	Leakage tester	02	11,019/-	5%	26,004.84
Grand Total in words :- Rupees Forty-four Lakhs thirteen Thousand two Hundred nine only					4,413,209 (Round off)


डॉ. सी. पी. बी. / Dr. SRYMA P. B.
असिस्टेंट प्रोफेसर / Associate Professor Pulmonary Med.
महिरिन डी.एम. फलमोनरी मेडिसिन
एडि. डिप्लोमेट ऑफ वर्ल्ड स्लीप सोसायटी (Pulmonary Critical Care, Sleep Medicine)
एडि. डिप्लोमेट ऑफ वर्ल्ड स्लीप सोसायटी
एम्स नागपुर/AIIMS Nagpur
Reg. No. 47327 (TCMC)

Annexure 1

Technical specifications

Therapeutic videobronchoscope

1. Should have CCD/CMOS technology & chip on tip.
2. Should have high definition or high- resolution image quality.
3. Fully immersible with standard disinfecting solution without safety cap.
4. Should be supported with automatic or manual leakage tester.
5. Should have insertion rotation feature.
6. Cleaning brushes: 5 sets
7. Field of view: 120 degrees or more
8. Direction of view: 0 degree
9. Depth of field :2 -50 mm or more
10. Distal end diameter: 5.8 mm or less
11. Insertion tube diameter: 6.1 mm or less
12. Channel diameter: 3 mm or more
13. Working length: 600 mm or more
14. Angulation UP/Down: 210 / 130 degrees or more
15. Suction valve: 20
16. Working channel valve: 20
17. Accessories should be supplied along with the bronchoscope including reputed make reusable grasping forceps (4 quantity), reputed make biopsy forceps disposable (20 quantity), reputed make reusable biopsy forceps (2 quantity).
18. Should have the facility of optical enhancement.
19. **Should be compatible with the existing light source and videoprocessor (CV 1500 Series) which is available in the Bronchoscopy room, Department of Pulmonary Medicine, AIIMS Nagpur**

Terms and conditions

1. Scope must have a standard comprehensive warranty of 5 years with spares and should quote CMC for next 5 years
2. A certificate should be given by the supplier that the instrument has not been supplied at a rate lower than the rate quoted in the tender of AIIMS. If it is found to be so then the difference will be recovered from the supplier along with penal interest
3. It should be certified that if the instrument becomes non-functional, it will be repaired within the shortest time possible and a loaner scope will be provided during the repair period so that patient care does not suffer
4. The system should meet approved quality control standards of the government of India

डॉ. सूर्या पी. बी. / Dr. SRYMA P. B.
सहकारी निदेशक, पल्मोनरी मेडिसिन / Associate Professor Pulmonary Med.
मेडिसिन डी.एम. पल्मोनरी मेडिसिन
MD (Associate DM (Pulmonary Critical Care, Sleep Medicine)
EDIC, Diplomate of World Sleep Society
एम्स नागपुर / AIIMS Nagpur
Reg. No. 47327 (TCMC)


डॉ. अभिषेक चौधरी / Dr. Abhishek Choudhary
सहकारी प्राध्यापक / Associate Professor
बालरोग विभाग / Department of Pediatrics
एम्स नागपुर / AIIMS Nagpur


Pediatric videobronchoscope/ Ultrathin scope

1. Should have CCD/CMOS technology & chip on tip.
2. Should have high definition or high- resolution image quality.
3. Fully immersible with standard disinfecting solution.
4. Cleaning brushes: 5 sets
5. Should be supported with automatic or manual leakage tester.
6. Field of view: 110 degrees or more
7. Direction of view: 0 degree
8. Depth of field :2 -50 mm or more
9. Distal end diameter: 3.8 mm or less
10. Insertion tube diameter: 3.8 mm or less
11. Channel diameter: 1.2 mm or more
12. Working length: 600 mm or more
13. Angulation UP/Down: 180 / 130 degrees or more
14. Suction valve: 20
20. Working channel valve: 20
21. Should have the facility of optical enhancement and insertion tube rotation function
- 22. Should be compatible with the existing light source and videoprocessor (CV 1500 Series) which is available in the Bronchoscopy room, Department of Pulmonary Medicine, AIIMS Nagpur**

Terms and conditions

1. Scope must have a standard comprehensive warranty of 5 years with spares and should quote CMC for next 5 years
2. A certificate should be given by the supplier that the instrument has not been supplied at a rate lower than the rate quoted in the tender of AIIMS. If it is found to be so then the difference will be recovered from the supplier along with penal interest
3. It should be certified that if the instrument becomes non-functional, it will be repaired within the shortest time possible and a loaner scope will be provided during the repair period so that patient care does not suffer
4. The system should meet approved quality control standards of the government of India


डॉ. श्रीमा पी. बी. / Dr. SRYMA P. B.
अभिजात मेडिसिन / Associate Professor Pulmonary Med.
एम.डी. मेडिसिन डी.एम. पल्मोनरी मेडिसिन
MD Medicine DM (Pulmonary Critical Care, Sleep Medicine)
EDIC, Diplomate of World Sleep Society
एम्स नागपुर / AIIMS Nagpur
Reg. No. 1227 (TCMC)


डॉ. अभिजीत चौधरी / Dr. Abhijit Choudhary
सहायकी प्राध्यापक / Associate Professor
बालरोग विभाग / Department of Pediatrics
एम्स नागपुर / AIIMS Nagpur

OLYMPUS

Date: 24th December 2025

Ref No: OMSI/25-26/TR-005840

To,
The Executive Director,
All India Institute of Medical Sciences,
Mihan, Nagpur, Maharashtra

Sub: Compatibility Cum Proprietary Article Certificate for Olympus (Model: BF-1TH1100) therapeutic Video bronchoscope & Olympus Extremely slim (Model: BF-XP190) Video bronchoscope compatible with Olympus Video Processor Cum Light Source Model CV-1500 in the dept of Pulmonary.

Dear Sir,

We, M/s Olympus Medical Systems India Pvt. Ltd. having our registered office at Ground Floor, Tower- C, SAS Tower, The Medicity Complex, Sector-38, Gurugram û 122001, Haryana is subsidiary of M/s Olympus Corporation, Japan who are established and reputable manufacturers of the above-mentioned items having their office at 2951, Ishikawa- machi, Hachioji-shi, Tokyo 192-8507, Japan.

This is to certify and confirm that following Bronchoscope

1. Olympus Therapeutic Video Bronchoscope Model BF-1TH1100 having distal end diameter of 5.8mm, insertional end diameter 6.1 mm with 3.0 mm Channel and equipped with Unique Insertion tube Rotational Function and having Real time optical image enhancement (Narrow Band Imaging), are proprietary feature of M/s Olympus Corporation Japan and is fully compatible with Olympus Video Processor Cum Light Source Model: CV-1500.
2. Olympus Extremely slim (Model: BF-XP190) having distal end Diameter 3.1mm & insertional end diameter of 2.8mm, with 1.2 mm Channel and equipped with Unique Insertion tube Rotational Function and having Real time optical image enhancement (Narrow Band Imaging), are proprietary feature of M/s Olympus Corporation Japan and is fully compatible with Olympus Video Processor Cum Light Source Model: CV-1500.

Thanking you,

For M/s. Olympus Medical Systems India Pvt. Ltd.



OLYMPUS MEDICAL SYSTEMS INDIA PRIVATE LIMITED.

Ground Floor, Tower-C, SAS Tower, The Medicity Complex, Sector – 38, Gurugram- 122001, Haryana, INDIA
Tel.: 0124-4999191, Fax: 0124-4999190 | Website: www.olympusmedical.co.in | CIN: U33110HR2009FTC039611

OLYMPUS

Date: 24th December 2025

Ref No: OMSI/25-26/TR-005840

AUTHORISATION FORM

To,
The Executive Director,
All India Institute of Medical Sciences,
Mihan, Nagpur, Maharashtra

Sub: Authorization letter for procurement of "Olympus (Model: BF-1TH1100) therapeutic Video bronchoscope & Olympus Extremely slim (Model: BF-XP190) Video bronchoscope"

Dear Sir,

We, M/s Olympus Medical Systems India Pvt. Ltd. having our registered office at Ground Floor, Tower- C, SAS Tower, The Medicity Complex, Sector-38, Gurugram – 122001, Haryana, is subsidiary of Olympus Corporation Japan.

- We further state that M/s Olympus Corporation, Japan is established and reputable manufacturer of "Olympus (Model: BF-1TH1100) therapeutic Video bronchoscope & Olympus Extremely slim (Model: BF-XP190) Video bronchoscope" having their office at 2951, Ishikawa- Cho, Hachioji-shi, Tokyo 192-8507, Japan.

We do hereby authorize M/s BNS HEALTH AIDS, 3363 2nd Floor Mahindra Park, Rani Bagh Delhi-110034 to submit tenders, and subsequently negotiate and sign the contract with you against this Proprietary requirement of Flexible Video Bronchoscope

No company or firm or individual other M/s BNS HEALTH AIDS, 3363 2nd Floor Mahindra Park, Rani Bagh Delhi – 110034 are authorized to bid, negotiate, and conclude the contract in regard to this business against this specific subject matter.

The after Sales Services including Warranty, CMC would be handled directly by Olympus Medical Systems India Pvt Ltd. The subsequent performance Bank Guarantee would be submitted by Olympus Medical Systems India Pvt Ltd.

This authorization is valid for above subject matter only.

Thanking you,

For M/s. Olympus Medical Systems India Pvt. Ltd.



OLYMPUS MEDICAL SYSTEMS INDIA PRIVATE LIMITED.

Ground Floor, Tower-C, SAS Tower, The Medicity Complex, Sector – 38, Gurugram- 122001, Haryana, INDIA
Tel.: 0124-4999191, Fax: 0124-4999190 | Website: www.olympusmedical.co.in | CIN: U33110HR2009FTC039611